

An Introduction to "NAVID"

Learning Management System used in Tehran University of Medical Sciences

**On "OPATEL" project
(Online Platform for Academic TEaching and Learning in Iraq and Iran)**

What is NAVID?

NAVID project, initiated in 2016, was a major milestone for Virtual University of Medical Sciences as a responsible body to create a national Learning Management System (LMS). During the project's consultation phase, team of experts performed a comprehensive instructional design to determine the pedagogical and functional requirements for supporting teaching-learning process. Then key features of NAVID were developed and implemented. Finally in 2017, fall semester, NAVID was used and evaluated by faculty, staff, and students through pilot courses in Department of E-learning in Medical Education of Tehran University of Medical Sciences (TUMS) and Alborz University of Medical Sciences. Till now 64 Universities of Medical Sciences, including TUMS are launched to NAVID from all around country. NAVID is an ongoing project and new features like gamification, mobile app and etc. will be added according to the project timetable.

NADIV has been being designed and supervised by some of the e-learning expert team of TUMS including Dr Rita Mojtahedzadeh, Dr Aeen Mohammadi and Dr. Azadeh Shabaani who are engaged in OPATEL project too.

What are NAVID's features?

NAVID provides an interactive environment for student-teacher interactions. In NAVID, instructors can share materials (different formats including multimedia), enable student collaboration and discussion, manage assignments and quizzes, assign grades and obtain reports.

Which browsers are compatible with NAVID?

We recommend using the most recent version of Firefox or Chrome when accessing NAVID. If you prefer to use another browser, you may encounter problem while browsing pages.

NAVID in TUMS

TUMS has applied an LMS since 2008. In 2010 with the establishment of TUMS' Virtual Learning School, the first official LMS was launched. Since then all delivered courses across the university in each semester, were available to faculty members and students in the LMS. Actually statistics show that in each semester an average of 17% of courses have been delivered in blended format. This so called LMS lacked some "essential" and "better to do" features, so TUMS decided to officially shift the LMS platform to a newly developed national LMS called "NAVID" form 2018 academic year.

TUMS NAVID URL:

<http://tumsnavid.vums.ac.ir/>

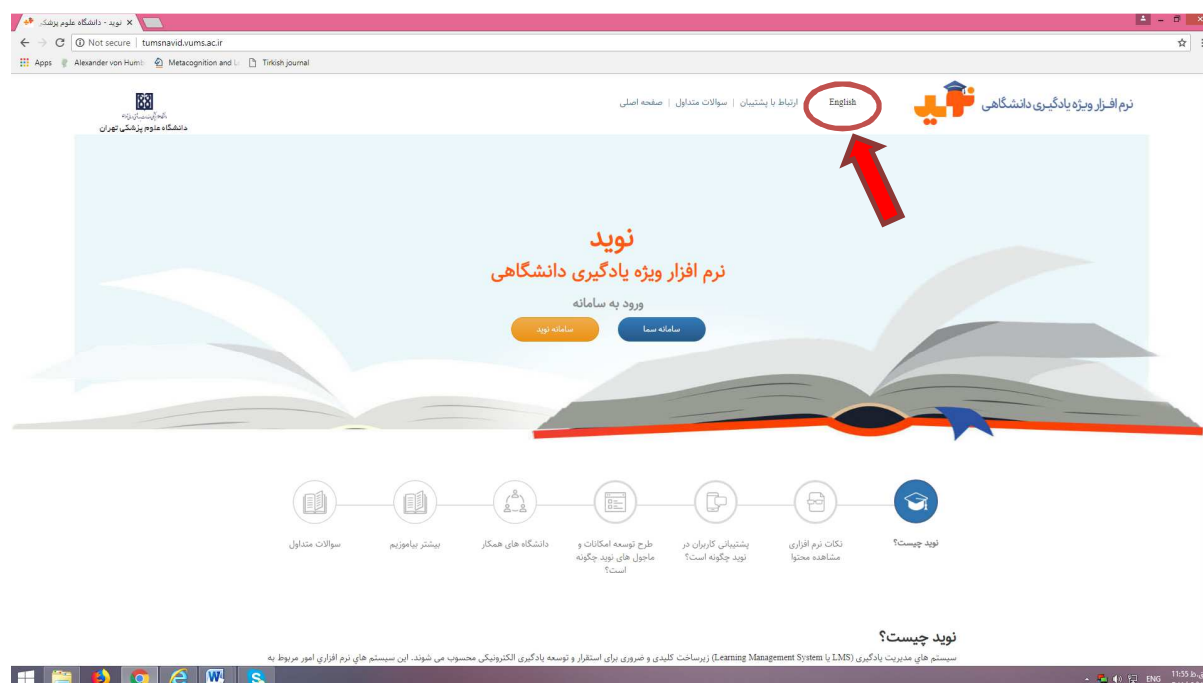
How do TUMS' OPATEL Workshop participants access NAVID?

As the Workshop's main goal is to make the participants familiar with e-learning deployment in TUMS, blended delivery (combining face-to face and virtual strategies) of the workshop itself was considered as an opportunity to introduce TUMS infrastructure and capacity in e-learning era. So a course entitled "TUMS' OPATEL training workshop" is delivered via NAVID.

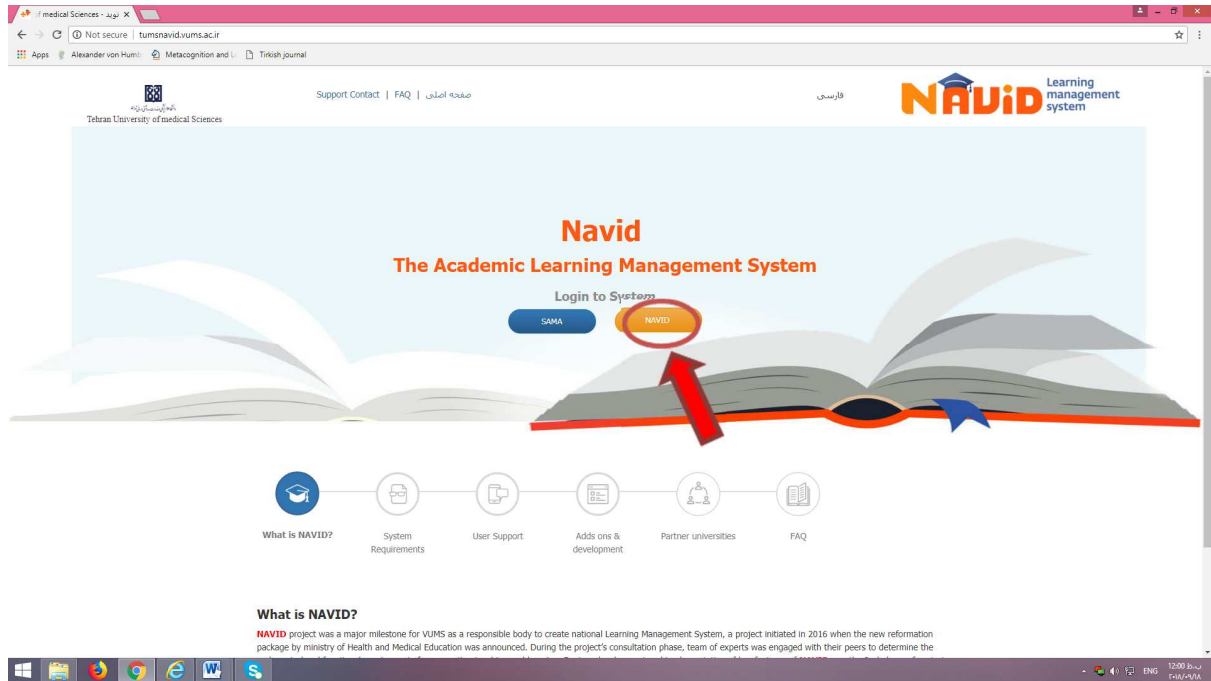
Workshop participants would be able to access the course via provided usernames and passwords in <http://tumsnavid.vums.ac.ir/>.

To access the course follow the following steps:

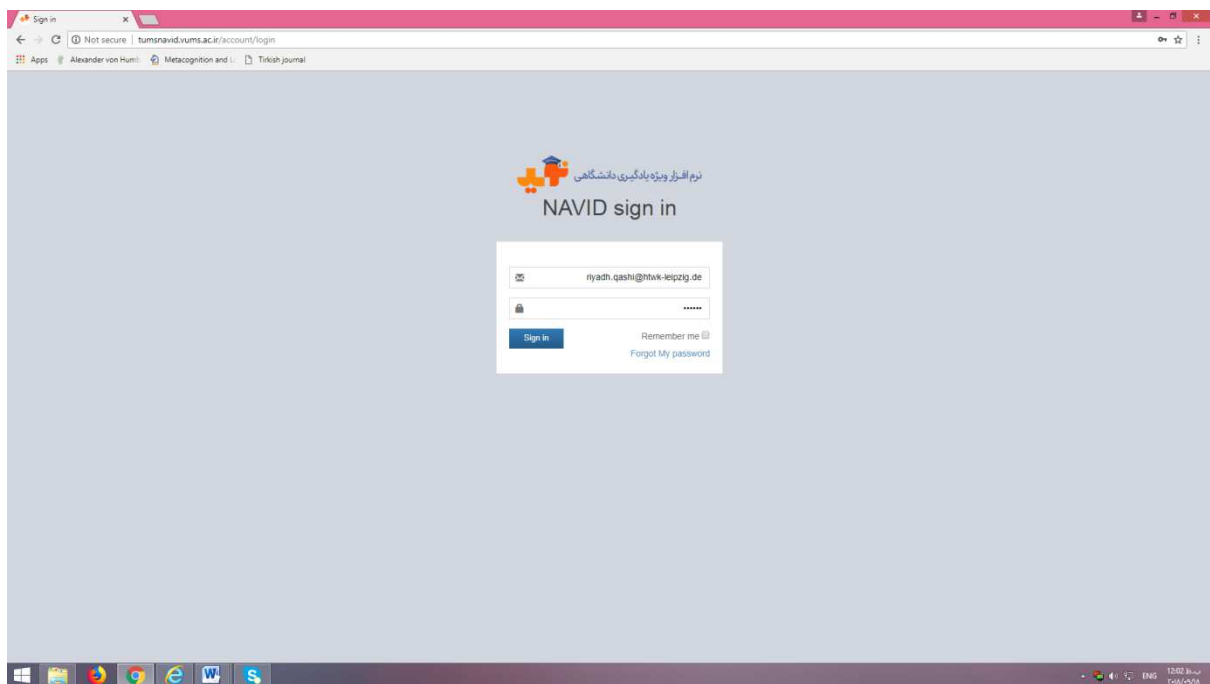
- 1- Enter <http://tumsnavid.vums.ac.ir/> and then click on "English" at the top of the page.



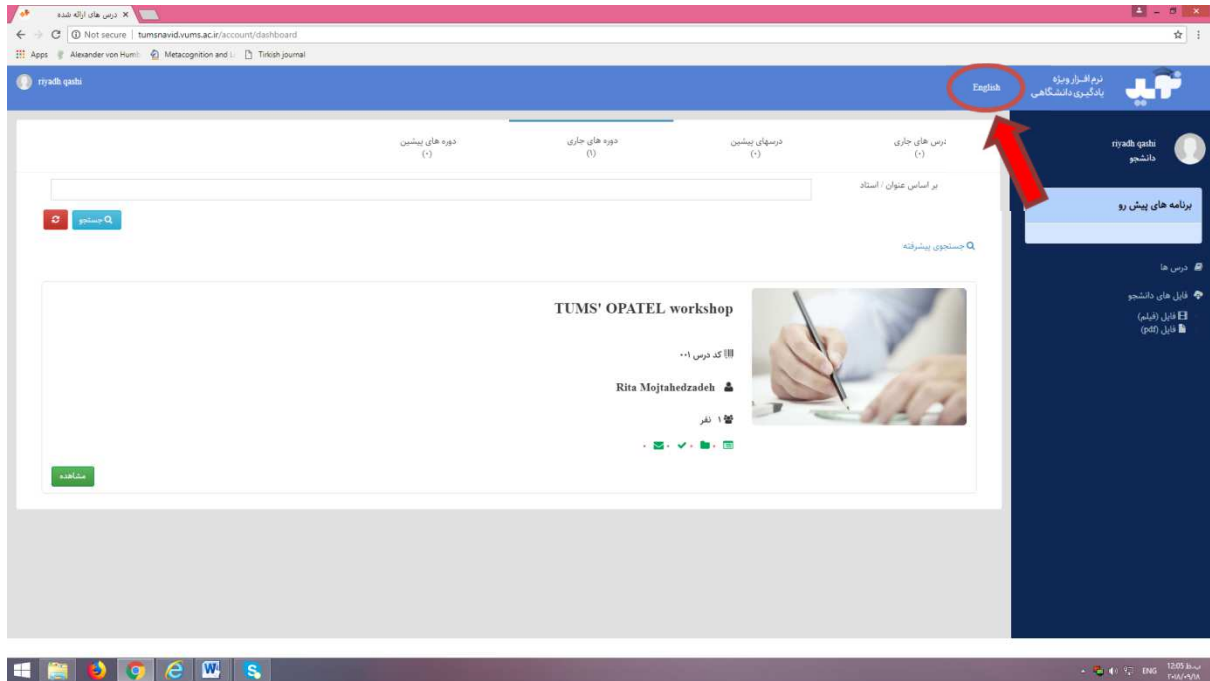
2- Click on log in/ NAVID:



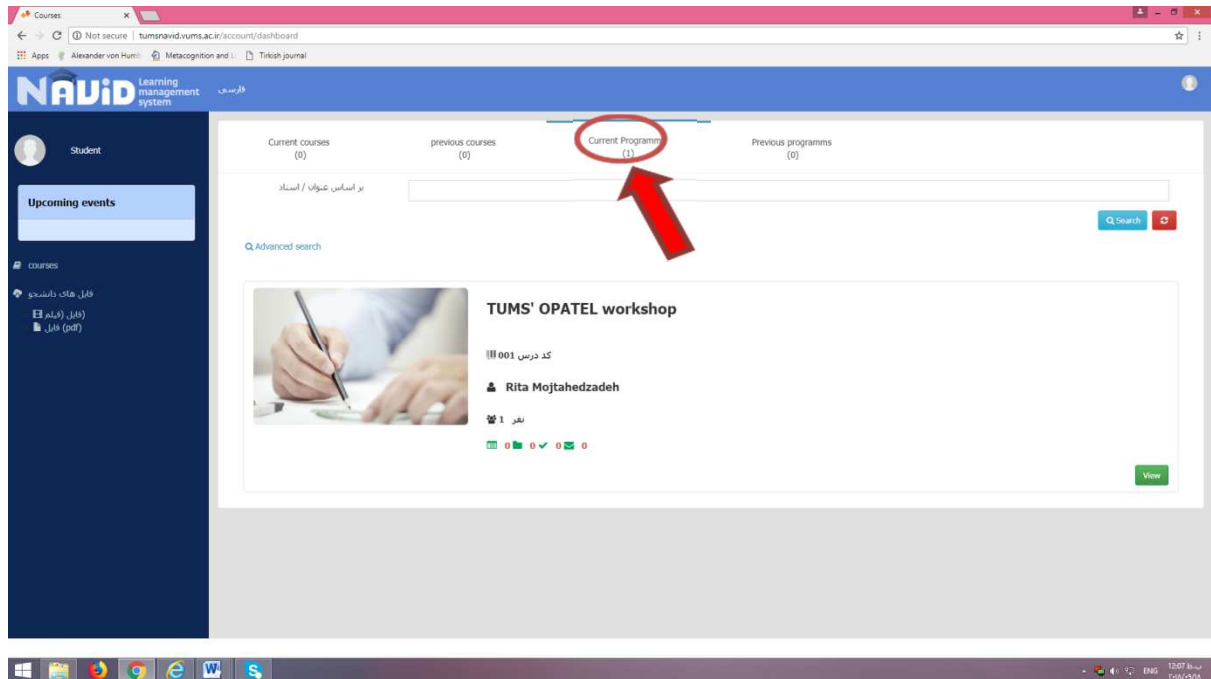
3- Enter your user name and password:



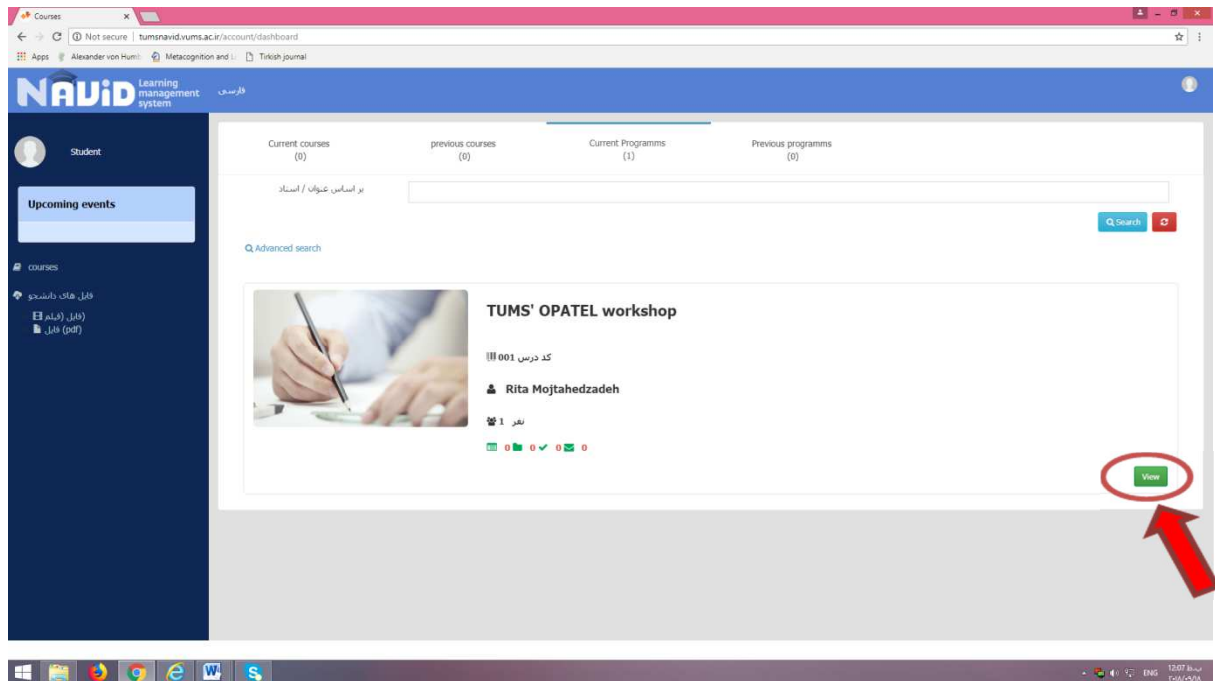
4- If you enter to Farsi (Persian) version, you should shift again to the "English" page.



5- TUMS OPATEL workshop is available at "Current Programs" button:



6- Click on "View" to enter the workshop:



Important note:

A detailed Persian guide entitled "How to use NAVID" is available on the right menu of teachers' and learners' profiles. The English version would be delivered before the start of OPATEL workshop.