



ΠΑΝΕΠΙΣΤΗΜΙΟ  
ΠΑΤΡΩΝ  
UNIVERSITY OF PATRAS



# Digital tools for online content creation

Dr. Victoria Daskalou, Dept. of Economics  
George Lekatsas, UPnet  
University of Patras, Greece, 20-24/11/2017



Erasmus+

# About us

<https://blogs.upatras.gr/daskalou/>

<http://www.upnet.gr/>

# Presentation scope

- Discuss points of attention for online content
- Highlight copyright issues
- Introduce Creative Commons
- Present Open Educational Resources (search, use, create, share)
- Suggest open/free tools for educational content creation

# Points of attention for online content

- Copyright issues (national law & Creative Commons licenses)
- Create interesting content (keep user attention):
  - Create effective videos
  - Visualize thinking (diagrams, charts, drawings, pictures, etc. for complex information)
  - Make better presentations
    - Interesting source: [Making Better PowerPoint Presentations](#)
- Create accessible content

# Copyright issues

# Copyright

## What is copyright?

*Copyright (or author's right) is a legal term used to describe the **rights (economic & moral) that creators have over their literary and artistic works**. Works covered by copyright range from books, music, paintings, sculpture, and films, to computer programs, databases, advertisements, maps, and technical drawings.*

Source: WIPO [edited]

<http://www.wipo.int/copyright/en/>

## Copyright law

Learn the copyright law of your country to understand your rights on the educational material you create and your obligations to material of others that you want to use

# Use Open Educational Resources (OER)

## What are OER?

*the concept of Open Educational Resources (OER) describes **any educational resources** that are **openly available for use** by educators and students, **without** an accompanying need to **pay royalties or licence fees***

(Butcher, 2015) [edited]

## Difference of OER with other educational material

*there is **only** one key differentiator between an OER and any other educational resource: its **licence**. Thus, an OER is simply an educational resource that incorporates a licence that facilitates reuse, and potentially adaptation, **without first requesting permission from the copyright holder**.*

(Butcher, 2015)

# The open licenses: Creative Commons

## Scope





*protect a copyright holder's rights in environments where content (particularly when digitized) can so easily be copied and shared via the Internet **without asking permission***

*legal mechanisms to ensure that authors of materials can **retain acknowledgement** for their work while allowing it to be shared, can seek to restrict commercial activity if they wish, and can aim to prevent people from adapting it if appropriate.*

(Butcher, 2015)

## Mix of Licensing types

<https://creativecommons.org/>

 Attribution	 Attribution-ShareAlike
 Attribution-NonCommercial	 Attribution-NoDerivatives



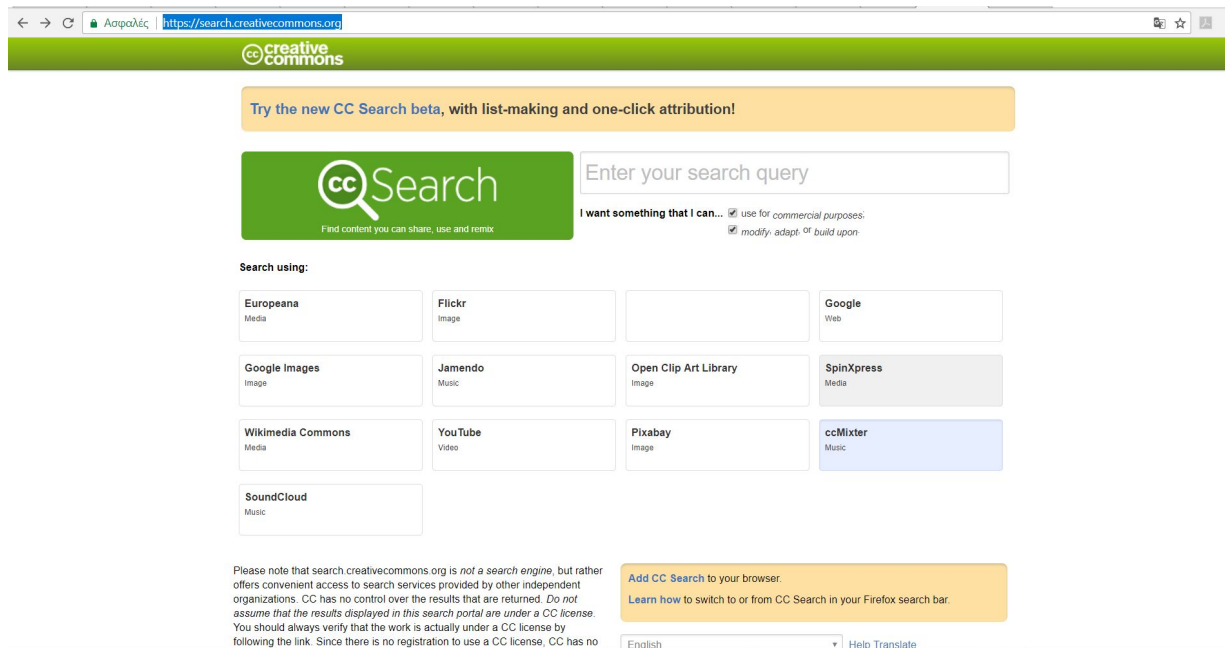
**Find content**

# Find Open Educational Resources

- OER Commons:
  - <https://www.oercommons.org/>
- Open Textbook Library:
  - <http://open.umn.edu/opentextbooks/>
- MERLOT:
  - <https://www.merlot.org/>
- Big List of OER by University of Pittsburgh
  - <http://pitt.libguides.com/openeducation/biglist>
- More: [OER Handbook for educators::Find](#)

# Search Creative Commons

<https://search.creativecommons.org/>



Use [OpenAttribute](#) as a browser plug-in that makes easier to search

# Search google the right way!

The image shows a Google search interface for the term "elearning". The search bar contains "elearning" and the "Images" filter is selected. A red circle highlights the "Tools" button, which has opened a dropdown menu. In this menu, the "Labeled for reuse" option is also circled in red. Other options in the menu include "Not filtered by license", "Labeled for reuse with modification", "Labeled for noncommercial reuse with modification", and "Labeled for noncommercial reuse". The search results page is filled with various images related to e-learning, including course welcome screens, diagrams of the e-learning process, and people using computers. At the bottom of the page, a URL is visible: <https://www.google.gr/search?q=elearning&dc&cr=0&biw=1280&bih=918&tbm=isch&tbas=0&source=Int&sa=X&ved=0ahUKewiN8O6D5PTXAhU02qQKHQWwCwQpwUIHg>

# Search youtube the right way!

The screenshot shows a YouTube search results page for the query 'elearning'. The browser address bar shows the URL: [https://www.youtube.com/results?search\\_query=elearning](https://www.youtube.com/results?search_query=elearning). The search bar contains the text 'elearning'. On the right side of the page, a red circle highlights the 'FILTER' button. In the 'FEATURES' column of the results table, 'Creative Commons' is also circled in red. Below the table, a 'Did you mean: e learning' section is visible, featuring a video thumbnail for 'TedTalk on E-learning' by Katherine Davies. The video description includes: 'Anant Agarwal: Why massively open online courses (still) matter · 15:20' and 'Daphne Koller: What we're learning from online education · 20:41'. Below this, there is a link to 'VIEW FULL PLAYLIST (12 VIDEOS)'. Another video thumbnail for 'Advantages of e-Learning' is partially visible at the bottom.

Home  
Trending  
Subscriptions

LIBRARY  
History  
Watch later  
Liked videos

SUBSCRIPTIONS  
Ανοικτά Ακαδημ...  
Open Up Upatras  
Browse channels  
YouTube Movies  
Settings  
Help

About 971,000 results

UPLOAD DATE	TYPE	DURATION	FEATURES	SORT BY
Last hour	Video	Short (< 4 minutes)	4K	Relevance
Today	Channel	Long (> 20 minutes)	HD	Upload date
This week	Playlist		Subtitles/CC	View count
This month	Movie		Creative Commons	Rating
This year	Show		3D	
			Live	
			Purchased	
			360°	

Did you mean: *e learning*

**TedTalk on E-learning**  
Katherine Davies  
Anant Agarwal: Why massively open online courses (still) matter · 15:20  
Daphne Koller: What we're learning from online education · 20:41  
VIEW FULL PLAYLIST (12 VIDEOS)

**Advantages of e-Learning**  
Aino Digital: 101k views · 7 months ago


Deliverable IO2\_v15.pdf

Προβολή όλων

# Create content

# Effective Videos (Brame, 2015)

- Keep videos brief and targeted on learning goals.
- Use audio and visual elements to convey appropriate parts of an explanation; make them complementary rather than redundant.
- Use signaling to highlight important ideas or concepts.
- Use a conversational, enthusiastic style to enhance engagement.
- Embed videos in a context of active learning by using guiding questions, interactive elements, or associated homework assignments.



**Write everything on  
a paper and on  
podcasting use it it**

# Examples: Signaling

**Flow Line**

Raw Material

B	A	C
A	D	B
D	F	G
F		F

Ready Part

Machines/Resources are grouped in lines according to the operation sequence of one or more part types

08:17 28:20

[Machining Technology II - Design of Manufacturing Systems](#), Prof. Chryssolouris

[Kant: moral philosophy - The virtuous will](#), Prof. Kontos

«Δεν υπάρχει τίποτα απροϋπόθετα αγαθό στον κόσμο ΕΚΤΟΣ από την αγαθή βούληση»

03:11 29:21



# Open tools for video

Creating video and animation programs can be complex so there are only few open source programs for video editing

## Other option:

- Export slides from office tools to video

## Open source video editing tools (@2017):

- [Machete Video Editor Lite](#) (Windows)
- [Avidemux](#) (Windows/Mac/Linux)
- [Blender](#) (Windows/Mac/Linux)
- [Lightworks](#) (Windows/Mac/Linux)
- [Shotcut](#) (Windows/Mac/Linux)
- [HitFilm Express](#) (Windows/Mac)

# Open tools for other type of material

## Audio

[Audacity](#) is the most widely used open-source audio editing tool

*Other tools:*

- [Wikipedia Comparison of free software for audio](#)

## Image

- [GIMP](#)(GNU Image Manipulation Program) [Windows®, Mac OS X® (somewhat difficult to install), GNU/Linux]
- [Paint.NET](#) [Windows®]

*Other tools:*

- [Comparison of raster graphics editors](#)

# Open/free office tools

Office tools enable you to create slides, lecture notes, etc. More (@2017):

- [OpenOffice](#)
- [LibreOffice](#)
- [Google Docs, Sheets and Slides](#) [free, cloud]
- [Microsoft Office Online](#)  
[free, cloud]

## Online slide tools (@2017)

- [Prezi](#)
- [Reveal.js/Slides.com](#)
- [Google Docs, Sheets and Slides](#) [free, cloud]
- [Microsoft Office Online](#)  
[free, cloud]

# Upatras participates in “Google for education”

Free tools for Education

<https://edu.google.com/>

Special tools for Higher Education:

- Google Cloud Platform
- G Suite
- Collaborative devices
- Advanced Computer Science

[G Suite for Higher Education](#)

- Collaboration tools (mail, chat, video conference)
- Docs
- Task management
- Classrooms (create classes, distribute assignments, give quizzes, send feedback)

# Upatras: no common toolset for content

- Today (@2017) most faculty members use Office tools (MS Office with campus license)
  - Only few use the plugin [Office Mix](#) (free) for creating video from MS PowerPoint slides
- Screen capture with Camtasia [personal license]
- Audio: Audacity (open-course)
- OC project used specific document templates:
  - Basic accessibility guidelines
  - Copyright noticeMore (in greek): <http://ocw-project.upatras.gr/taxonomy/term/8>

# Demonstrations

- Creating a video lecture with MS Office Power-point & Office Mix
  - Examples:
    - <https://www.youtube.com/watch?v=NjVuF-KDU9g>
    - <https://www.youtube.com/watch?v=vVgGmZsQYd4> (the wong way)
- Creating a video lecture with VideoScribe:
  - Examples:
    - <https://www.youtube.com/watch?v=cKGmETvpKEo>
    - <https://www.youtube.com/watch?v=XsJgPcf685Q>

**Publish content online**

# Publish your educational material online

Make your materials available online at a publically-available URL. If you aren't able to publish to your own website/campus LMS, you can use one of the following options.

- [Google docs](#) [docs]
- [YouTube](#) or [TeacherTube](#) [video]
- [Blogger, WordPress, Tumblr](#) [blog]

Share slides (free)

- [SlideShare](#)
- [Speaker Deck](#)
- [Google Slides](#)
- [PowerPoint Online](#)



# Create & publish with Open Author

**Resource Builder**  
Create media rich resources.  
Start Authoring  
Learn more

**Lesson Builder** For K-12  
Create interactive lessons.  
Start Building  
Learn more

**Module Builder** For Higher-Ed  
Create interactive modules.  
Start Building  
Learn more

**Why create OER?**  
Open Educational Resources (OER) are teaching and learning materials that you can reuse, adapt, and improve. OER are typically licensed under a Creative Commons license, which allows you to share and reuse them without the need for a closed-copyright license.

**Impact of OER**  
Research suggests that moving from traditional books to OER reduces costs and improves student outcomes.

[Help](#)

<https://www.oercommons.org/authoring-overview>

# Create and share OER

**Create and share** materials directly in an educational repository

- [Connexions](#)
- [TedEd](#)
- [WikiEducator](#)
- [MERLOT Content Builder](#)

**Share**

- [MERLOT](#)
- [OER Commons](#)

# Thank you!

[daskalou@upatras.gr](mailto:daskalou@upatras.gr)

[lekatsas@upatras.gr](mailto:lekatsas@upatras.gr)

# Funding

- This educational material is developed within the project "OPATEL: Online Platform for Academic TEaching and Learning in Iraq and Iran", under the contract 573915-EEP-1-2016-1-DE-EPPKA2-CBHE-JP.
- The OPATEL project is funded by the Erasmus+ programme of the European Union.
- *The European Commission support for the production of this material does not constitute an endorsement of the contents which reflects the views only of the authors, and the Commission cannot be held responsible for any use which may be made of the information contained therein.*



Erasmus+

# Notes

# Note on History of Published Version

The present work is the edition 1.0

# Reference Notes

Brame, C.J. (2015). Effective educational videos. Retrieved 22/11/2017 from <http://cft.vanderbilt.edu/guides-sub-pages/effective-educational-videos/>

Butcher, N. (2015). A basic guide to open educational resources (OER). Commonwealth of Learning (COL);. Retrieved on 28/10/2017 from <http://www.unesco.org/ulis/cgi-bin/ulis.pl?catno=215804>

UNESCO Guidelines for open educational resources (OER) in higher education. Retrieved on 28/10/2017 from <http://www.unesco.org/new/en/communication-and-information/resources/publications-and-communication-materials/publications/full-list/guidelines-for-open-educational-resources-oer-in-higher-education/> **(also in Arabic)**

OER Handbook [http://wikieducator.org/OER\\_Handbook/educator\\_version\\_one](http://wikieducator.org/OER_Handbook/educator_version_one)

OER Common Tutorial <http://wiki.oercommons.org/index.php/Tutorial>

# Reference Notes

<http://www.uwec.edu/AcadAff/resources/edtech/upload/Best-Practices-in-Online-Teaching-Strategies-Membership.pdf>

[https://utexas.instructure.com/courses/1097558/pages/guidelines-for-creating-and-sharing-open-educational-resources?module\\_item\\_id=7604285](https://utexas.instructure.com/courses/1097558/pages/guidelines-for-creating-and-sharing-open-educational-resources?module_item_id=7604285)

<https://oersynth.pbworks.com/w/file/fetch/58444186/Open%20Practices%20briefing%20paper.pdf>



# License Notes

The current material is available under the Creative Commons AttributionNonCommercial-ShareAlike 4.0 International license or later International Edition. The individual works of third parties are excluded, e.g. photographs, diagrams etc. They are contained therein and covered under their conditions of use in the section «Use of Third Parties Work Note».

[1] <http://creativecommons.org/licenses/by-nc-sa/4.0/>

As Non-Commercial is defined the use that:



- Does not involve direct or indirect financial benefits from the use of the work for the distributor of the work and the license holder.
- Does not include financial transaction as a condition for the use or access to the work.
- Does not confer to the distributor and license holder of the work indirect financial benefit (e.g. advertisements) from the viewing of the work on website.

The copyright holder may give to the license holder a separate license to use the work for commercial use, if requested.

# Preservation Notices

- Any reproduction or adaptation of the material should include:
  - the Reference Note,
  - the Licensing Note,
  - the declaration of Notices Preservation,
  - the Use of Third Parties Work Note (if available), together with the accompanied URLs.

# Note of use of third parties work

This work makes use of the following works: *Pictures/Shapes/Charts/Photos*

Tree of choice for creative commons licenses, By Mjchael (Own work), CC BY-SA 3.0, via Wikimedia Commons, retrieved from <https://commons.wikimedia.org/wiki/File%3ACc-by-nc-nd.svg>

Screenshot from Creative Commons Search URL <https://search.creativecommons.org/> , Creative Commons Attribution 4.0 International License,

Screenshot from Google, ©2017 Google LLC All rights reserved. Google and the Google Logo are registered trademarks of Google LLC

Screenshot from Youtube URL <https://www.youtube.com/>

Screenshot from Open Author from URL <https://www.oercommons.org/authoring-overview> Creative Commons Attribution-NonCommercial-ShareAlike 3.0 License.

Image of Prof. Chryssolouris from video [Machining Technology II - Design of Manufacturing Systems](#), CC BY-NC-ND 4.0 retrieved from <http://delos.upnet.gr/opendelos/videolecture/show?rid=4af75bad>

Image of Prof. Kontos from video [Kant: moral philosophy - The virtuous will](#), CC BY-NC-ND 4.0 retrieved from <http://delos.upnet.gr/opendelos/videolecture/show?rid=5f81fb32>